



Transportation, Poverty, And Land Use



**We envision a community connected by
a robust transportation network that
makes it easy for everyone—regardless
of physical or economic ability—to get
around.**



What does Reconnect Rochester do?



What does Reconnect Rochester do?



What does Reconnect Rochester do?



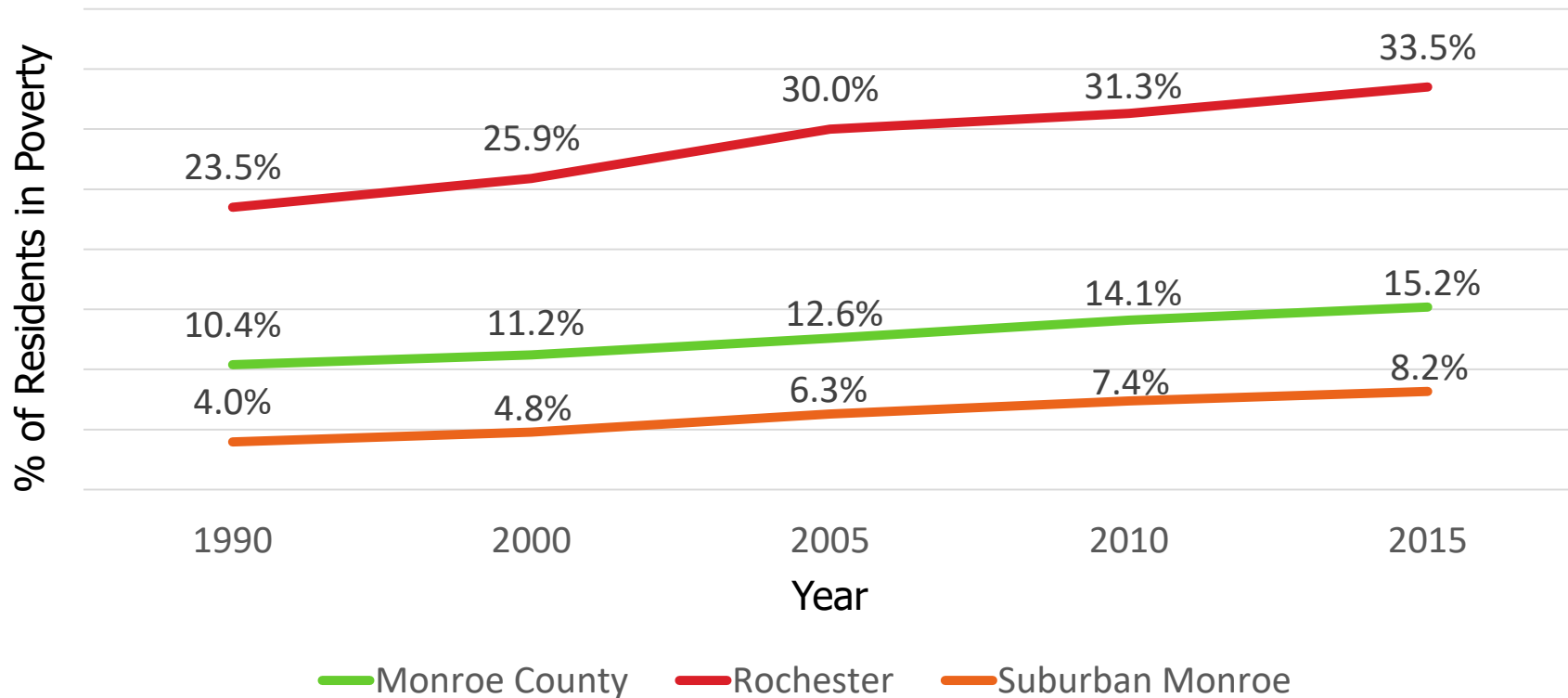
Help keep our bike share
station on Hudson Avenue.

Donate \$20 or more and you'll receive
ride credits for you and a friend.

Reconnect Rochester's Transportation and Poverty Initiative

- ▶ Short Blog Posts Exploring Intersection of Transportation, Poverty, and Land Use in Monroe County
- ▶ Half-Hour Documentary Film and Panel Discussion
- ▶ Detailed Report Prepared by the Center for Governmental Research
- ▶ Cross-Organizational Effort to Address Transportation Issues Faced by Low-Income Residents

Poverty in Rochester and Monroe County



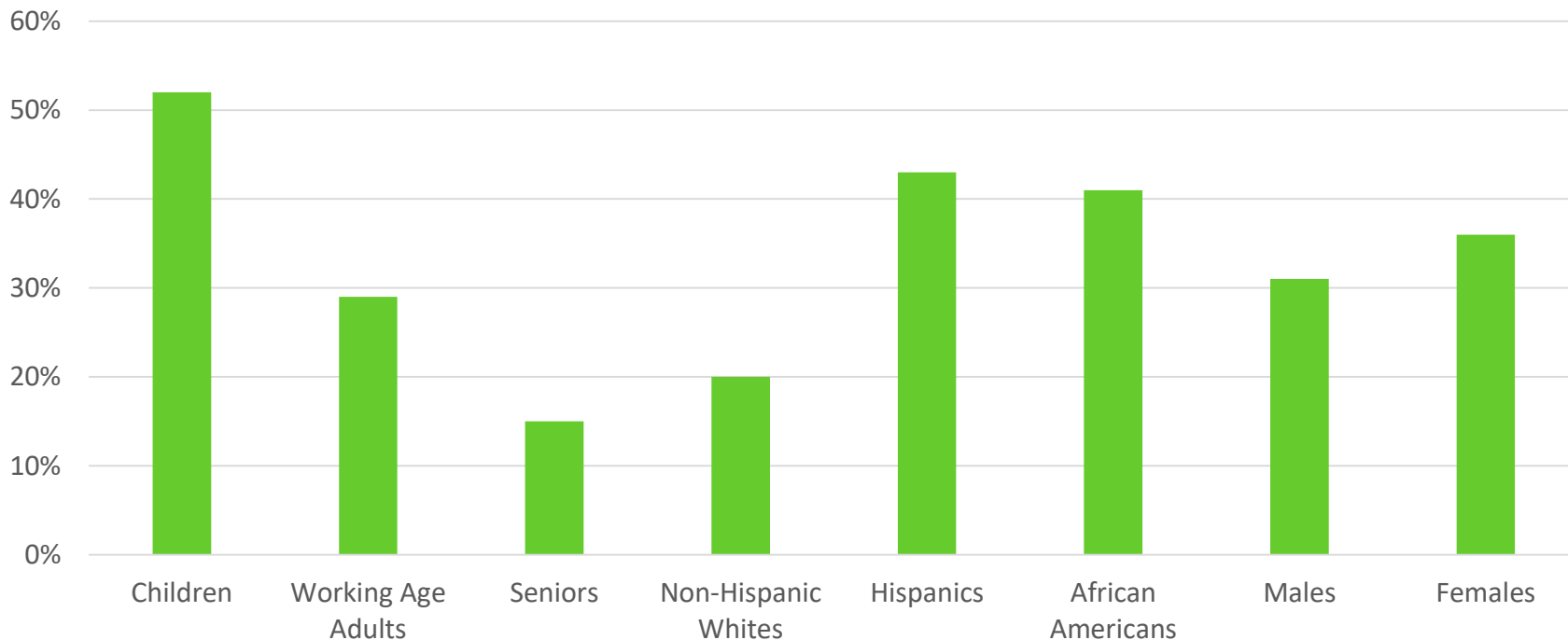
Federal definition of poverty in 2016

Size of family unit	Related children under 18 years			
	None	One	Two	Three
One person	\$12,486			
Two people	\$16,072	\$16,543		
Three people	\$18,774	\$19,318	\$19,337	
Four people	\$24,755	\$25,160	\$24,339	\$24,424

- ▶ Lack of poverty does not indicate self-sufficiency
- ▶ For most households, self-sufficiency is at least double the poverty threshold

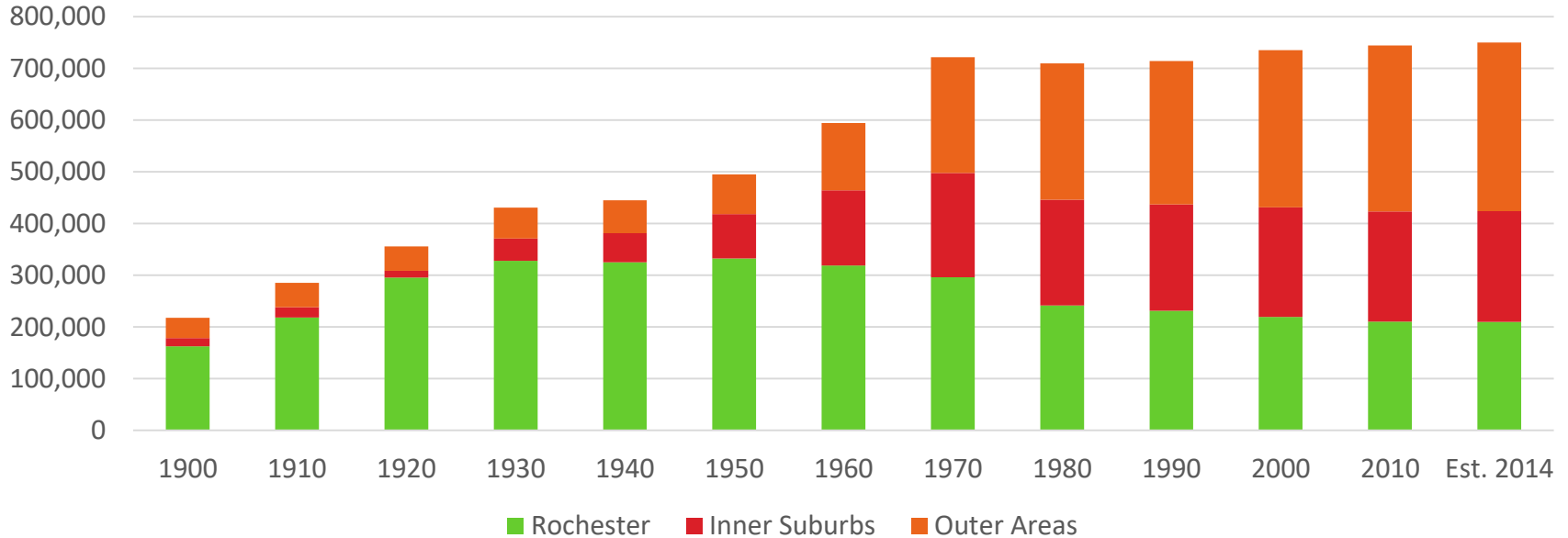
Demographics of poverty in Rochester

Poverty Rates Among Select Groups



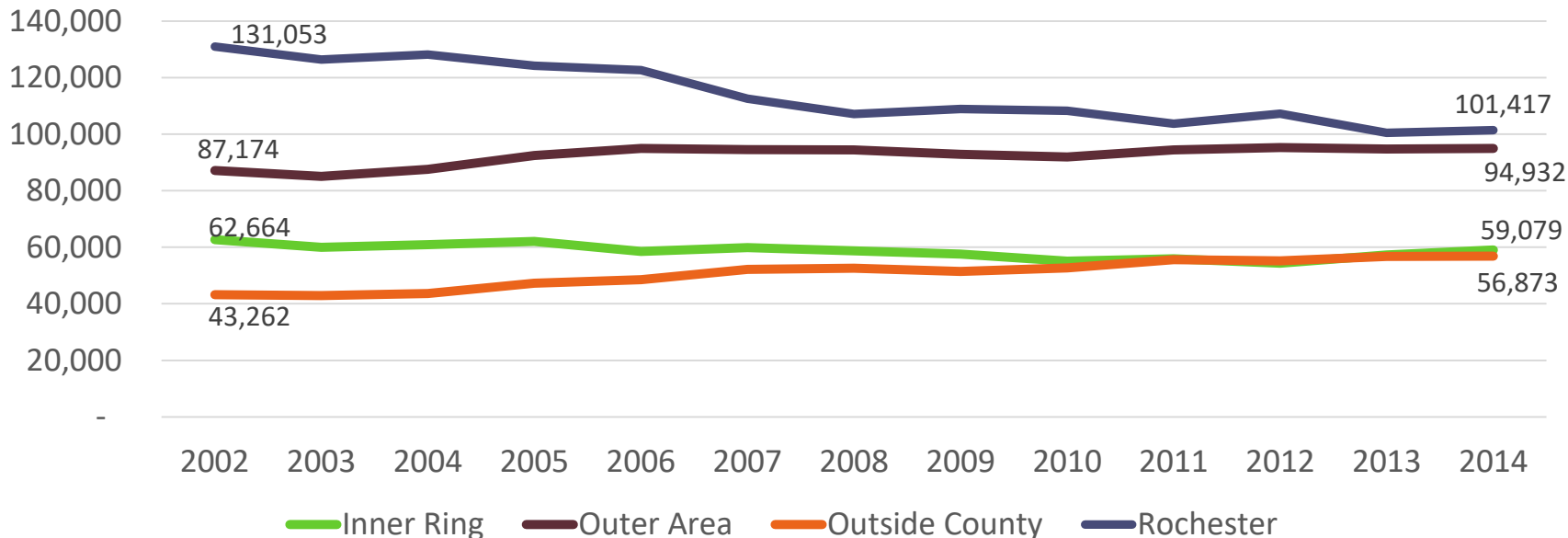
A Historical Perspective

Monroe County Population by Decade



Declining Number of Jobs in the City

Location of Jobs Held by Monroe County Residents

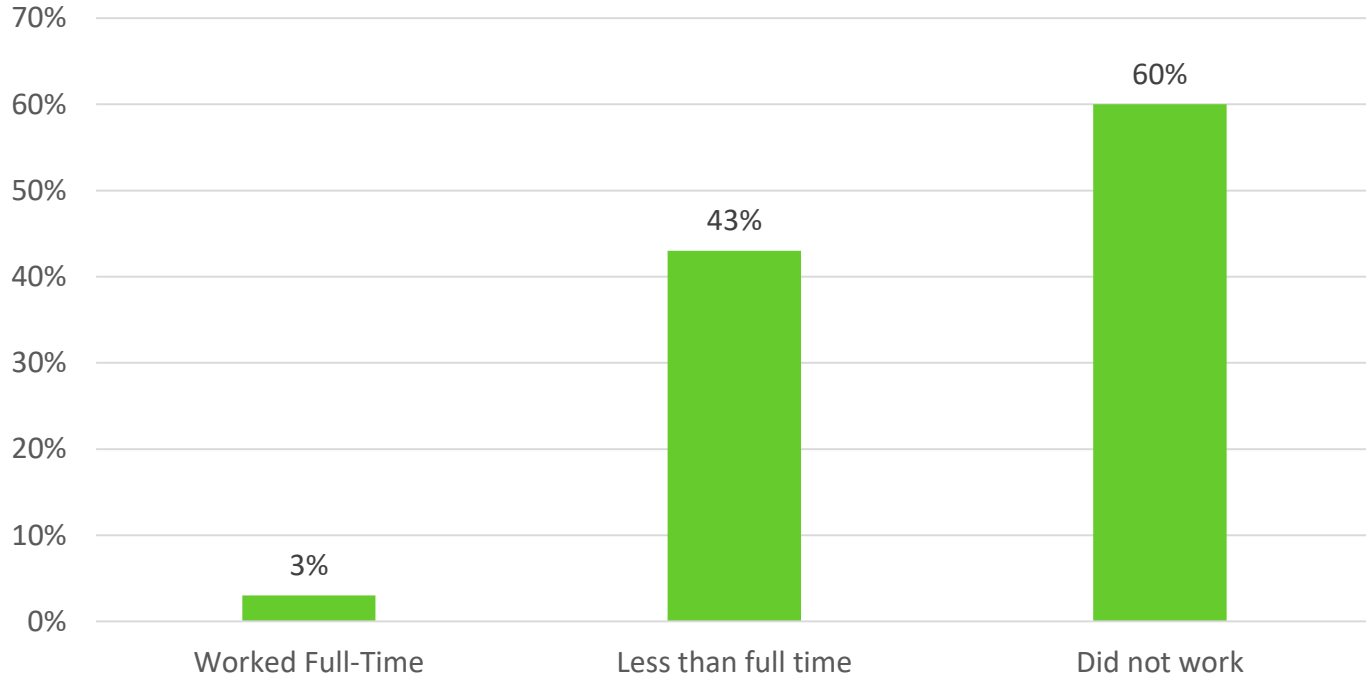


Job Growth Locations for Monroe County Residents

Geography	2002	2014	% Change
Henrietta, NY	24,548	29,119	19%
Webster, NY	8,696	11,390	31%
Pittsford, NY	8,917	10,091	13%
Victor, NY	3,377	5,238	55%
Mendon, NY	1,085	1,569	45%
Riga, NY	985	1,269	29%
Elsewhere outside Monroe	39,885	51,635	29%



Poverty rates by employment status



**Those who work full-time are
unlikely to be in poverty.**

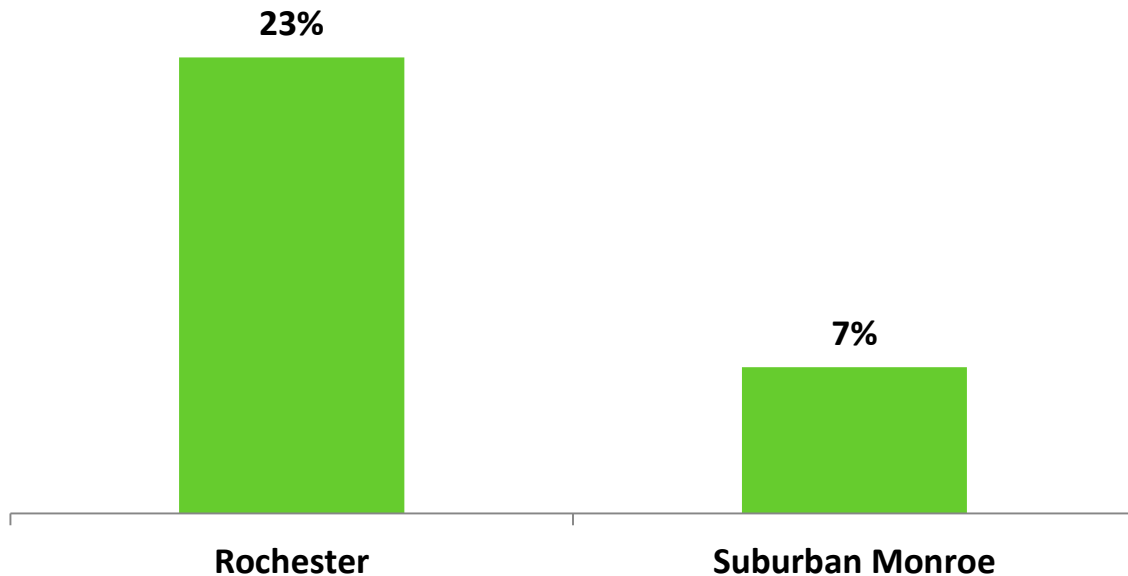
**What barriers prevent people
from working full-time?**



**26% of Rochester
households do not own
a vehicle.**

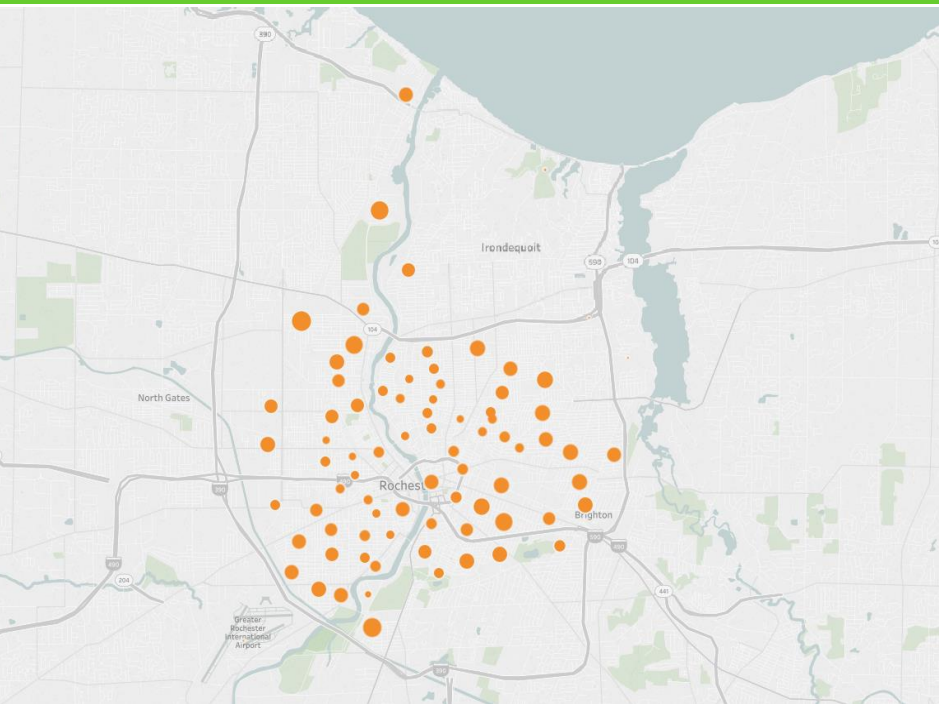
Among working households?

Households with Fewer Cars than Workers

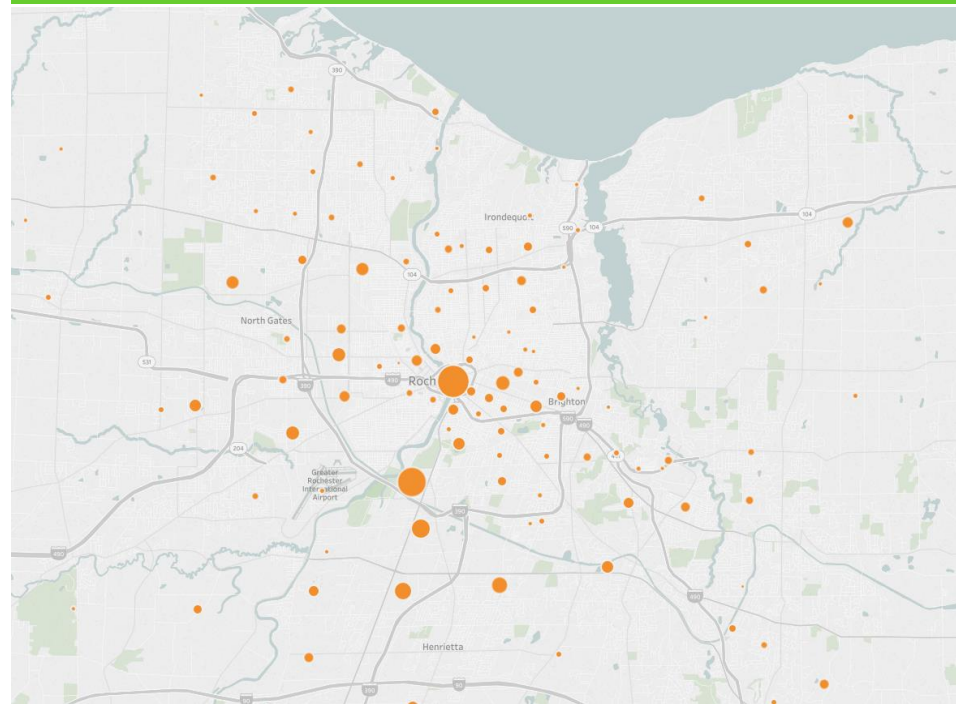


Where City residents live and work

Worker's Homes



Worker's Job Locations

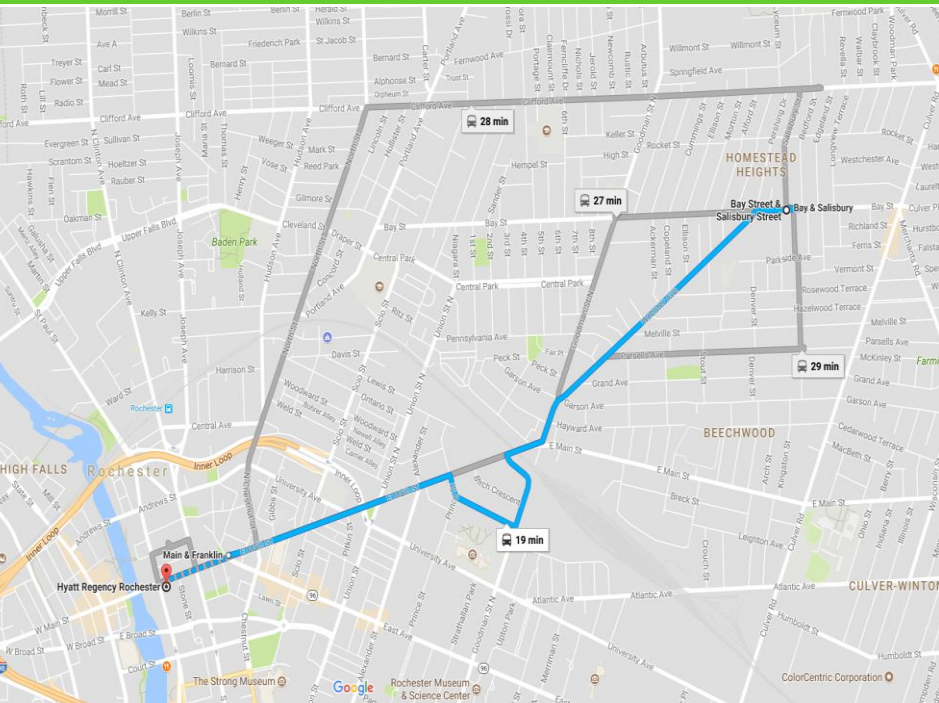


Commuters who ride the bus

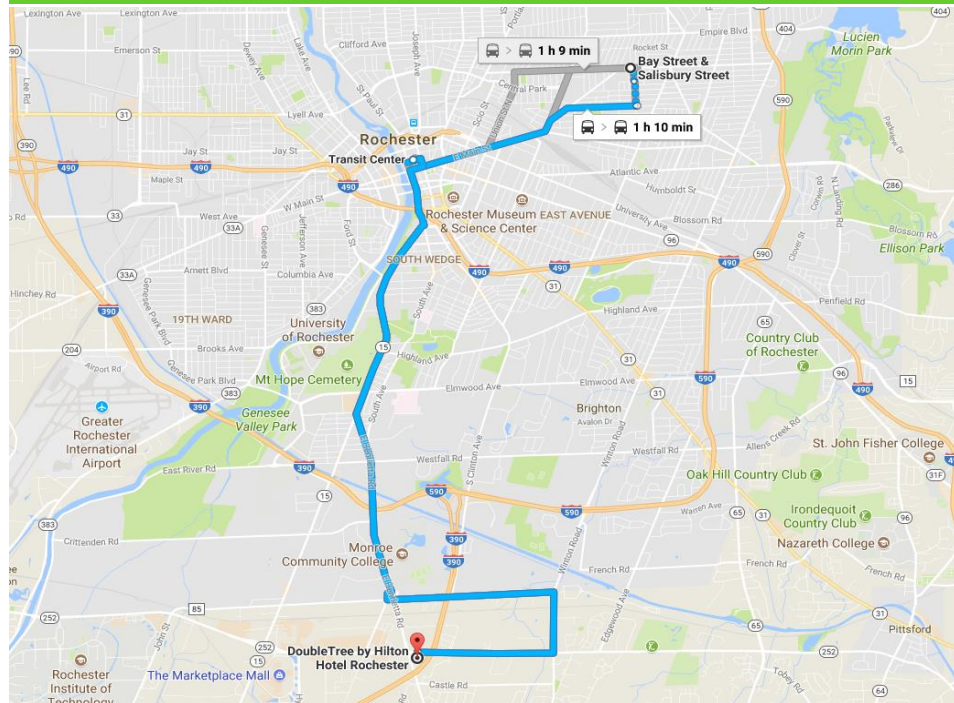
- ▶ 54% of bus commuters do not have a vehicle at home
- ▶ 81% are renters
- ▶ 48% make less than 150% of the poverty threshold
- ▶ **31% have a 1-way commute of more than 1 hour**
- ▶ Only 27% have commute less than 30 minutes
- ▶ More likely to work in retail or food service than car commuters
- ▶ Less likely to work in manufacturing, professional services, IT, finance, or public administration

Comparison of bus commute times

Downtown hotel job – 19 minutes



Suburban hotel job – 70 minutes



The cost of time

	Job at Downtown Hotel	Job at Suburban Hotel
Hours Worked	8	8
Hourly Wage	\$10.40	\$10.40
Per Day Gross Income	\$83.20	\$83.20
Commute Time Both Ways	40 minutes	2 hours and 20 minutes
Hours Worked +Commute Time	8 hours and 40 minutes	10 hours and 20 minutes
Effective Hourly Wage (Including Commute)	\$9.98	\$8.05

**Why don't these low-income
workers just drive?**

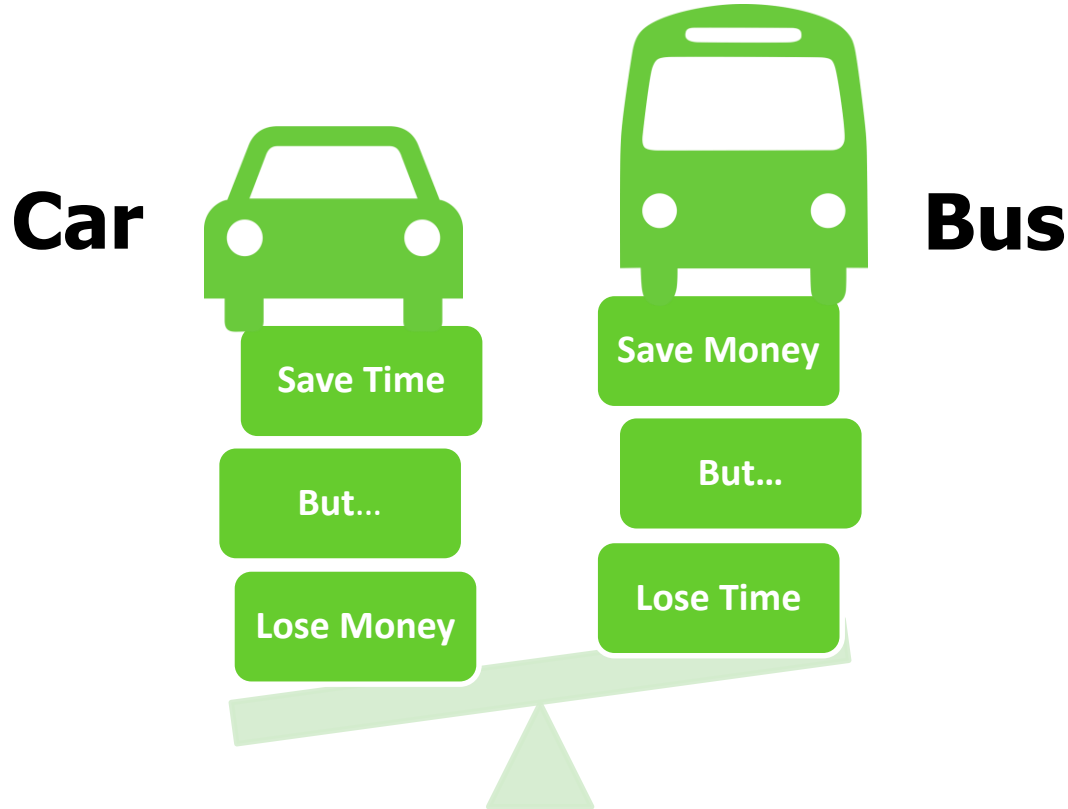
Car ownership is expensive!

- ▶ Loan payments (\$7,500 for 60 months at 5% rate) = **\$1,698**
- ▶ Fuel (10,000 per year at \$2.20 per gallon and 25 miles per gallon) = **\$880**
- ▶ Car Maintenance (AAA recommendation of 5.51¢ per mile x 10,000 miles) = **\$551**
- ▶ Car Insurance (more expensive in low-income communities) = **\$1,200**
- ▶ License, Registration, Taxes, other fees (also from AAA) = **\$502**

- ▶ **Total Annual Expenses = \$4,831**

A person making \$10.40 per hour spends a quarter of their pre-tax income just to get to work and back.

Trade-offs for people in poverty



What Can We Do?

- ▶ Invest and improve public transportation
- ▶ Promote policies than encourage density and job growth in the City of Rochester
- ▶ Increase walkability, bicycle infrastructure and pedestrian accessibility in our suburbs
- ▶ Invest in shared mobility options to give residents of all income levels more choices and options

Thank You

